



Glycine buffer make-up with Flexel[®] for Magnetic Mixer¹ and modeling of low pH viral inactivation with Flexel[®] for LevMixer^{®2}



Application
Note

#12

#13

#14

#15

#16

Executive Summary

This application note presents practical implementation examples of fully single-use process solutions in downstream processing. The combination of sterile bag assemblies with single-use impeller and sensor technologies provides the capability to perform and monitor complex process steps in a fully disposable configuration. This study investigates the use of single mixing systems for the preparation of buffers, commonly used in downstream processing, and for low pH viral inactivation usually following a protein A capture step. Contained transfer of products, performances of powder hydration and dissolution, benefits of in-line pH adjustment and low shear stress mixing are presented.

Introduction

Optimal buffer conditions for binding and elution steps in protein A affinity purification depends on the properties of the mAb. However, 0.1M glycine buffer is widely used as an elution buffer of the affinity column.

Following the protein A chromatography step, a low pH inactivation step is often required to inactivate enveloped viruses in the product pool.

After completion of the Protein A cycles, the eluates are pooled, the pH of the solution is adjusted to a low value, typically 3.2, and held at this value for 30 to 60 minutes at ambient temperature. The pH is then quickly re-adjusted to 5.0–5.5 to minimize exposure of the protein to low pH environment. The product is then filtered and transferred for further polishing step using for example cation exchange chromatography.

The study will investigate critical aspects of the mixing and online pH adjustment in a single-use configuration.

Purpose of the application study

The purpose of this application study is to develop a single-use solution for the buffer preparation at 200 L volume and for low pH viral inactivation. The following processing steps are investigated :

- Preparation of 200 L of elution buffer for a protein A column (0.1M glycine – 35mM NaCl),
- Simulation of a low pH viral inactivation in a 50 L Flexel® for LevMixer® at the following operating volumes:
 - 12 L (minimum volume to immerse the single-use pH probe*),
 - 30 L (intermediate volume)
 - 65 L (maximum volume in 50 L Flexel® Bag for LevMixer®)

*specific bag's handling procedure for that volume.
Contact Sartorius Stedim Biotech Process Development Engineers

Materials and methods

1. Buffer preparation

- The buffer is prepared in a standard 200 L Flexel® Bag for Magnetic Mixer ref. FMB114893,
- The mixing system is filled to 80% of the required nominal volume, i.e. 160L. The volume is monitored with the integrated load-cells of the Palletank® for Magnetic Mixer ref. FXC114153.
- The impeller speed is set to 300rpm on the Magnetic Mixer Drive Unit ref. LT-DU-006-EU for an efficient mixing,
- Powder is added in a contained way using the 15 L Powder Bag ref. FMA114008,
- After powder dissolution the final volume is adjusted to 200 L,
- The buffer is then adjusted from pH 7.2 to pH 3.8

2. Simulation of viral inactivation

- Viral inactivation is performed in a 50 L Flexel® Bag for LevMixer®,
- The impeller speed is set to 70rpm to avoid vortex, minimize the shear forces and protein exposure to air bubbles.
- pH adjustments, is performed via introduction of acid and base from the top of the mixing bag assembly.
- In-line reading of the pH is performed with the single-use pH sensor integrated onto the mixing bag,
- pH is adjusted with HCl (1M) and NaOH (1M):
 - from 3.8 to 3.2 ± 0.1 for the incubation at low pH,
 - from 3.2 to $pH 5.5 \pm 0.1$ for pH re-equilibration prior to the cation exchange chromatography step.
- Additional trials were performed with a bottom addition of phosphate buffers (pH 3.0 for low pH ; pH 6.5 for neutralization). pH adjustment with buffered solutions, such as Phosphate buffers, are simpler to achieve avoiding pH overshooting and local exposure to strong acid or base that may be detrimental to the mAb stability.

¹ This product uses ATMI patented Magnet Mixer technology.

² LevMixer® is a trademark or registered trademark of ATMI, inc in the United States, other countries or both and this product uses ATMI patented LevMixer® technology.

using ATMI patented mixing technology

Results and discussions

1. 200 L Glycine Buffer Preparation with Flexel® for Magnetic Mixer

Results

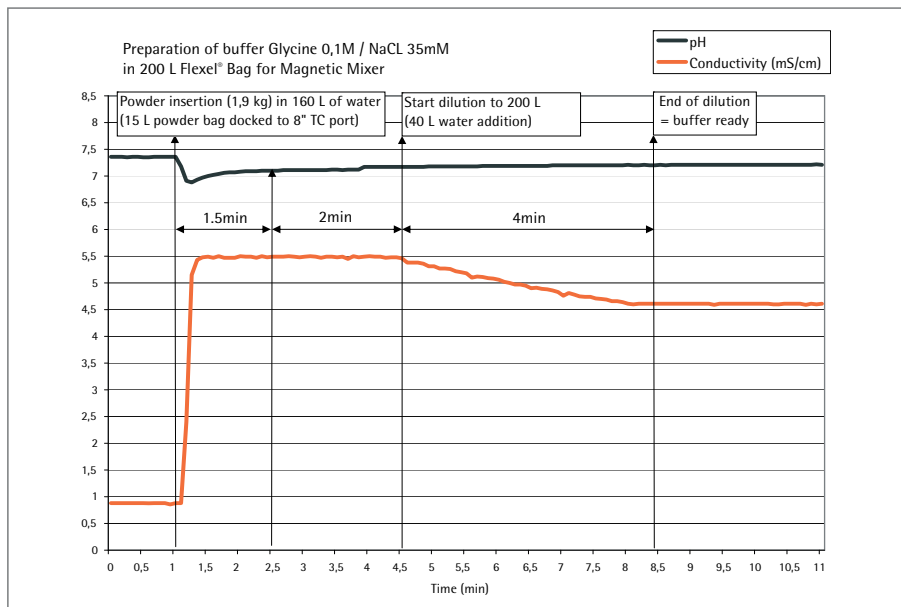
- Complete mixing of powders was achieved in 1.5 minutes in Flexel® Bag for Magnetic Mixer
 - Bag filled to 80% (160 L)
 - Contained powder addition using 15 L Powder Bag
 - Impeller speed 300 rpm providing a strong vortex
 - Single-use pH sensor for in-line pH monitoring
- Total process time = 25 minutes, including:
 - Bag unpacking and installation = 2.5 min
 - Bag filling to 80% of the target volume with water using a peristaltic pump = 15 min
 - 2-point calibration of the single-use pH sensor (performed during the bag filling step)
 - Powders mixing = 1.5 min
 - Impeller rotation maintained for 2 min
 - Final dilution to 200 L = 4 min
- The pH was later adjusted from 7.2 to 3.8 to simulate the mAb eluate of a protein A column that will be submitted to low pH viral inactivation .



Figure 1: Docking of the 15 L Powder Bag onto the Flexel® Bag for Magnetic Mixer



Figure 2: Vortex in 200 L Flexel® Bag for Magnetic Mixer



2. Simulation of low pH viral inactivation step with Flexel® for LevMixer®

2.1 low pH viral inactivation step using strong acid and base

Results

- Contained top addition of HCl | NaOH (1M) through the needleless Clave connector of the Flexel® Bag for LevMixer®,
- Impeller speed = 70 rpm (no vortex to minimize shear forces),
- Instant reading of the pH by the single-use sensor,
- All targeted pH were successfully achieved:
 - Bag filled with 12 L* at pH 3.8:
 - pH 3.21 achieved in 2.0 min
 - pH 5.53 achieved in 3.8 min
 - Bag filled with 30 L at pH 3.8:
 - pH 3.21 achieved in 4.8 min
 - pH 5.49 achieved in 10.0 min
 - Bag filled with 65 L at pH 3.8:
 - pH 3.23 achieved in 11.7 min
 - pH 5.48 achieved in 17.5 min
- No variation of pH over time during incubation.

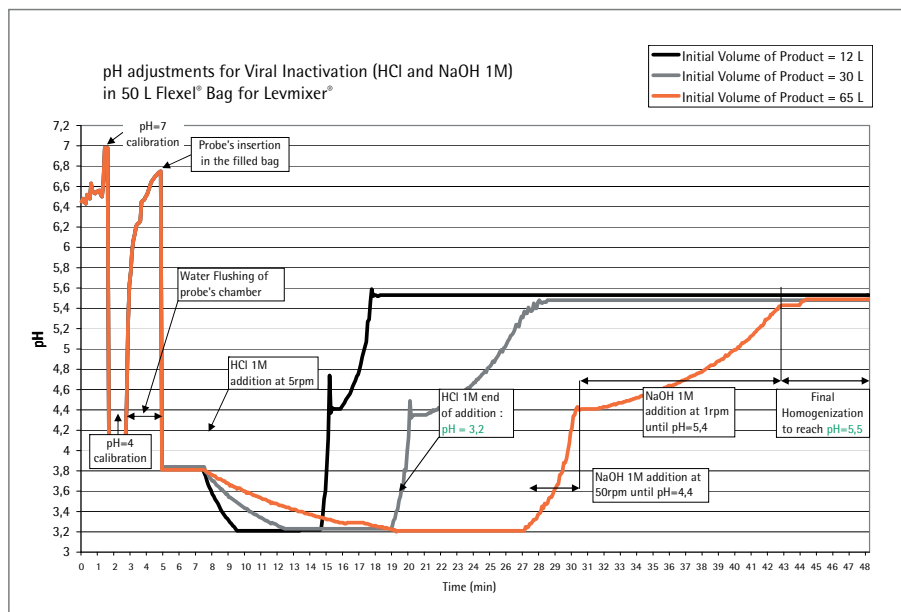


Figure 3: Calibration of the single-use pH probe



Figure 4: 50 L Flexel® Bag for LevMixer® in 50 L Palletank® for LevMixer® (weighing)

*specific bag's handling procedure at 12 L. Contact Sartorius Stedim Biotech Process Development Engineers for details.



2.2 Low pH viral inactivation step using buffers

Results

- Contained bottom addition of phosphate buffers through 1/2" ID silicone tubing,
- Impeller speed = 70 rpm (no vortex to minimize shear forces),
- Instant reading of the pH by the single-use sensor,
- targeted pH were successfully achieved:
 - bag filled with 30 L of product at pH 3.8:
 - 3.21 achieved in 17.0 min (15 L addition)
 - 5.52 achieved in 8.0 min (7 L addition)
- Integrated load-cells for buffer addition monitoring,
- Properties of the phosphate buffer imply less risk of precipitation compared to the hydrochloric acid.
- But the final volume in the bag of 52 L (initially 30 L) may require a concentration step before cation exchange chromatography.

2.3 Comments

- All targeted pH values were successfully reached within the tolerances of ± 0.1 pH.
- During strong base and acid additions:
 - Thanks to the pKa1 value of the glycine (2.35), the pH was smoothly adjusted during low pH and neutralization until pH = 4.4.
 - During caustic addition starting from pH 4.4: the pump speed was reduced from 50rpm to 1rpm to deal with the high sensitivity of the pH when out of the glycine buffer range, thus allowing to reach the targeted pH of 5.5 ± 0.1 within an acceptable process time.
- During phosphate buffer additions at pH 3.0 and pH 6.5, the buffer property enabled smooth pH adjustments while keeping a constant pump speed

Conclusion

The 200 L of glycine buffer is efficiently prepared with the strong mixing provided by the Flexel® for Magnetic Mixer technology. A low bioburden is guaranteed by the contained processing conditions. Furthermore, containment of the buffer salts in the powder transfer bag protects the operator from exposure to chemicals. The combination of sterile bag assemblies with a single use impeller and pH sensor simplifies the buffer preparation operations and provides the ability to monitor the pH of the solution.

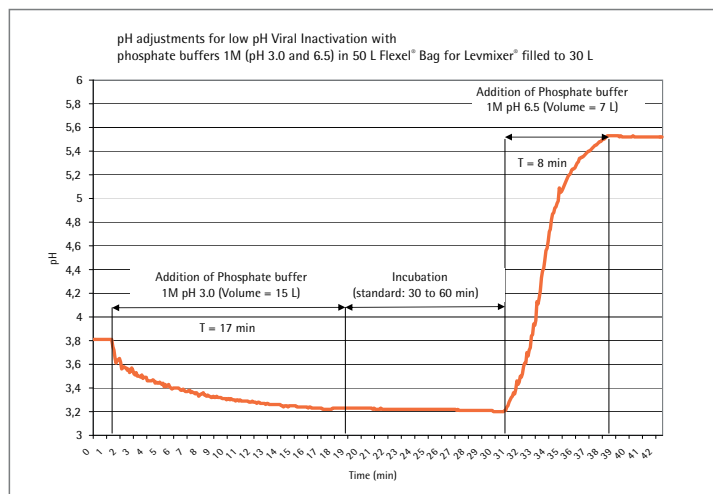
Low pH viral inactivation was performed with the Flexel® for LevMixer® technology. The levitated impeller technology provides low shear stress and particulate free aseptic mixing conditions required for processing high value products, such as mAb. The range of Flexel® Bags both for Magnetic Mixer and LevMixer® includes volumes of 50 L, 100 L, 200 L, 400 L, 650 L and 1000 L offering full scalability for such process steps.



Instant reading of the pH with the single-use pH probe

Phosphate buffer bottom addition

Figure 5: 50 L Flexel® Bag for LevMixer® in 50 L Palletank® for LevMixer® (weighing)



Sales and Service Contacts

For further contacts, visit www.sartorius-stedim.com

Europe

Germany

Sartorius Stedim Biotech GmbH
August-Spindler-Strasse 11
37079 Goettingen

Phone +49.551.308.0
Fax +49.551.308.3289

www.sartorius-stedim.com

Sartorius Stedim Systems GmbH
Schwarzenberger Weg 73-79
34212 Melsungen

Phone +49.5661.71.3400
Fax +49.5661.71.3702

www.sartorius-stedim.com

France

Sartorius Stedim Biotech S.A.
ZI Les Paluds
Avenue de Jouques – BP 1051
13781 Aubagne Cedex

Phone +33.442.845600
Fax +33.442.845619

Sartorius Stedim France SAS
ZI Les Paluds
Avenue de Jouques – CS 71058
13781 Aubagne Cedex

Phone +33.442.845600
Fax +33.442.846545

Austria

Sartorius Stedim Austria GmbH
Franzosengraben 12
A-1030 Vienna

Phone +43.1.7965763.18
Fax +43.1.796576344

Belgium

Sartorius Stedim Belgium N.V.
Leuvensesteenweg, 248/B
1800 Vilvoorde

Phone +32.2.756.06.80
Fax +32.2.756.06.81

Denmark

Sartorius Stedim Nordic A/S
Hoerskaetten 6D, 1.
DK-2630 Taastrup

Phone +45.7023.4400
Fax +45.4630.4030

Italy

Sartorius Stedim Italy S.p.A.
Via dell'Antella, 76/A
50012 Antella-Bagno a Ripoli (FI)

Phone +39.055.63.40.41
Fax +39.055.63.40.526

Netherlands

Sartorius Stedim Netherlands B.V.
Edisonbaan 24
3439 MN Nieuwegein

Phone +31.30.6025080
Fax +31.30.6025099

Spain

Sartorius Stedim Spain SA
C/Isabel Colbrand 10,
Oficina 70
Polígono Industrial de Fuencarral
28050 Madrid

Phone +34.90.2110935
Fax +34.91.3589623

Switzerland

Sartorius Stedim Switzerland GmbH
Lerzenstrasse 21
8953 Dietikon

Phone +41.44.741.05.00
Fax +41.44.741.05.09

U.K.

Sartorius Stedim UK Limited
Longmead Business Park
Blenheim Road, Epsom
Surrey KT19 9 QQ

Phone +44.1372.737159
Fax +44.1372.726171

America

USA

Sartorius Stedim North America Inc.
5 Orville Drive
Bohemia, NY 11716

Toll-Free +1.800.368.7178
Fax +1.631.254.4253

Sartorius Stedim SUS Inc.
1910 Mark Court
Concord, CA 94520

Phone +1.925.689.6650
Toll Free +1.800.914.6644
Fax +1.925.689.6988

Sartorius Stedim Systems Inc.
201 South Ingram Mill Road
Springfield, MO 65802

Phone +1.417.873.9636
Fax +1.417.873.9275

Argentina

Sartorius Argentina S.A.
Int. A. Avalos 4251
B1605ECS Munro
Buenos Aires

Phone +54.11.4721.0505
Fax +54.11.4762.2333

Brazil

Sartorius do Brasil Ltda
Av. Dom Pedro I, 241
Bairro Vila Pires
Santo André
São Paulo
Cep 09110-001

Phone +55.11.4451.6226
Fax +55.11.4451.4369

Mexico

Sartorius de México S.A. de C.V.
Circuito Circunvalación Poniente No. 149
Ciudad Satélite
53100 Naucalpan, Estado de México

Phone +52.5555.62.1102
Fax +52.5555.62.2942

Asia | Pacific

Australia

Sartorius Stedim Australia Pty. Ltd.
Unit 5, 7-11 Rodeo Drive
Dandenong South Vic 3175

Phone +61.3.8762.1800
Fax +61.3.8762.1828

China

Sartorius Stedim Beijing
Representative Office
No. 33, Yu'an Road,
Airport Industrial Zone B, Shunyi District
Beijing 101300

Phone +86.10.80426516
Fax +86.10.80426580

Sartorius Stedim Shanghai
Representative Office
Room 618, Tower 1, German Centre,
Shanghai, PRC., 201203

Phone +86.21.28986393
Fax +86.21.28986392.11

Sartorius Stedim Guangzhou Office
Room 704, Broadway Plaza,
No. 233-234 Dong Feng West Road
Guangzhou 510180

Phone +86.20.8351.7921
Fax +86.20.8351.7931

India

Sartorius Stedim India Pvt. Ltd.
#69/2-69/3, Jakkasandra
Kunigal Road, Nelamangala Tq
Bangalore – 562 123

Phone +91.80.4350.5361
Fax +91.80.4350.5253

Japan

Sartorius Stedim Japan K.K.
KY Building, 8-11
Kita Shinagawa 1-chome
Shinagawa-ku
Tokyo 140-0001

Phone +81.3.3740.5407
Fax +81.3.3740.5406

Malaysia

Sartorius Stedim Malaysia Sdn. Bhd.
Lot L3-E-3B, Enterprise 4
Technology Park Malaysia
Bukit Jalil
57000 Kuala Lumpur

Phone +60.3.8996.0622
Fax +60.3.8996.0755

Singapore

Sartorius Stedim Singapore Pte. Ltd.
10, Science Park Road, The Alpha
#02-25, Singapore Science Park 2
Singapore 117684

Phone +65.6872.3966
Fax +65.6778.2494